



# CASE STUDY COUNTRY COMPARISON

Look at the development and wellbeing statistics in the table below, comparing Australia with India, Indonesia and Papua New Guinea, then complete the activity on the next page.

Indicators	Australia	India	Indonesia	Papua New Guinea
<b>Human Development criteria</b>				
Human Development Index ranking (out of 188 countries)	2nd Very High	131st Medium	113th Medium	154th Low
Life expectancy at birth (years)	82.5	68.3	69.1	62.8
Mean years of schooling (years)	13.2	6.3	7.9	4.3
Gross National Income (GNI) per capita	\$42,822	\$5,663	\$10,053	\$2,712
<b>Population</b>				
Population (millions)	24.0	1,311.1	257.6	7.6
Urban population	89.4%	32.7%	53.7%	13.0%
<b>Health</b>				
Access to Improved water source (% total population) <sup>o</sup>	100%	94.1%	87.4%	40%
Access to improved sanitation (% total population) <sup>o</sup>	100%	39.6%	60.8%	18.9%
Under-five mortality rate (per 1,000 live births)	3.8	47.7	27.2	57.3
Physicians (per 10,000 people)	32.7	7.0	2.0	0.6
<b>Education &amp; Access to Information</b>				
Population with at least some secondary education (% aged 25 and older)	91.5%	48.7%	47.3%	11.7%
Internet users (% of population)	84.6%	26.0%	22.0%	7.9%
Mobile phone subscriptions (per 100 people)	132.8	78.8	132.3	46.6
<b>Economy</b>				
Employment in agriculture (% of total employment)	2.6%	49.7%	34.3%	85% <sup>o</sup>
Working poor at PPP \$3.10 a day (% of total employment)	No information	52.9%	38.7%	66.5%
Population living below international poverty line (less than \$1.90 per day)	No information	21.2%	8.3%	No information
Child labour (% of children aged 5-14 years old)	No information	12.0%	7.0%	No information



Sources: UNDP, Human Development Report 2016: Development for Everyone, available at: <http://hdr.undp.org/en/2016-report> [accessed: April 2017]; <sup>o</sup> CIA, The World Factbook, available at: <https://www.cia.gov/library/publications/the-world-factbook/> [accessed February 2017]

1. On the next page, create three graphs (including labels) comparing the statistics for all four countries for the following indicators:


- Gross national income per capita (Human Development criteria; also an indicator for: Economy)
- Life expectancy at birth (Human Development criteria; also an indicator for: Health)
- Internet users (an indicator for: Access to Information)

Title:

Title:



Title:



2. With a partner, discuss what the statistics suggest about living conditions and human wellbeing in the four countries.